

Human TNFR2/CD120b/TNFRSF1B Protein

Cat. No. TNF-HM3R2

Description

Source	Recombinant Human TNF R2/CD120b/TNFRSF1B Protein is expressed from HEK293 with mFc (IgG1) tag at the C-Terminus. It contains Leu23-Asp257.
Accession	P20333
Molecular Weight	The protein has a predicted MW of 51.5 kDa. Due to glycosylation, the protein migrates to 70-80 kDa based on Bis-Tris PAGE result.
Endotoxin	Less than 1EU per µg by the LAL method.
Purity	> 95% as determined by Bis-Tris PAGE > 95% as determined by HPLC

Formulation and Storage


Formulation	Lyophilized from 0.22µm filtered solution in PBS (pH 7.4). Normally 8% trehalose is added as protectant before lyophilization.
Reconstitution	Centrifuge the tube before opening. Reconstituting to a concentration more than 100 µg/ml is recommended. Dissolve the lyophilized protein in distilled water.
Storage	-20 to -80°C for 12 months as supplied from date of receipt. -80°C for 3 months after reconstitution. Recommend to aliquot the protein into smaller quantities for optimal storage. Please minimize freeze-thaw cycles.

Background

Tumor Necrosis Factor Receptor II (TNF RII), also known as TNFRSF1B, p75/p80, and CD120b, is a type I transmembrane protein that belongs to the TNF receptor superfamily. It has a molecular weight of approximately 75 kDa. Receptor with high affinity for TNFSF2/TNF- α and approximately 5-fold lower affinity for homotrimeric TNFSF1/lymphotoxin- α . The TRAF1/TRAF2 complex recruits the apoptotic suppressors BIRC2 and BIRC3 to TNFRSF1B/TNFR2. This receptor mediates most of the metabolic effects of TNF- α .

Assay Data

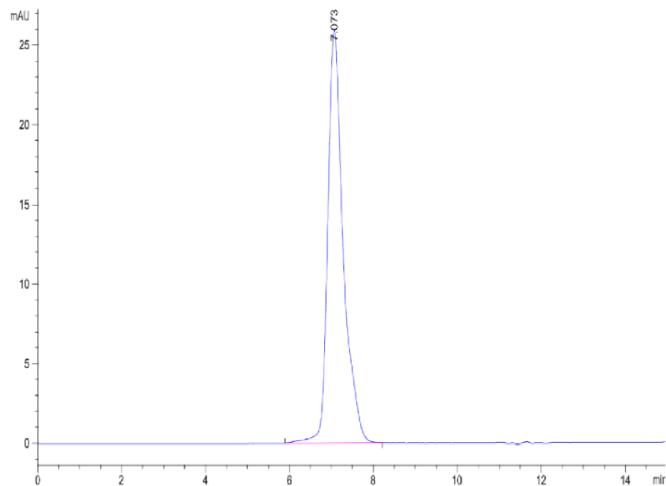
Bis-Tris PAGE



Human TNFR2 on Bis-Tris PAGE under reduced conditions. The purity is greater than 95%.

SEC-HPLC

Assay Data

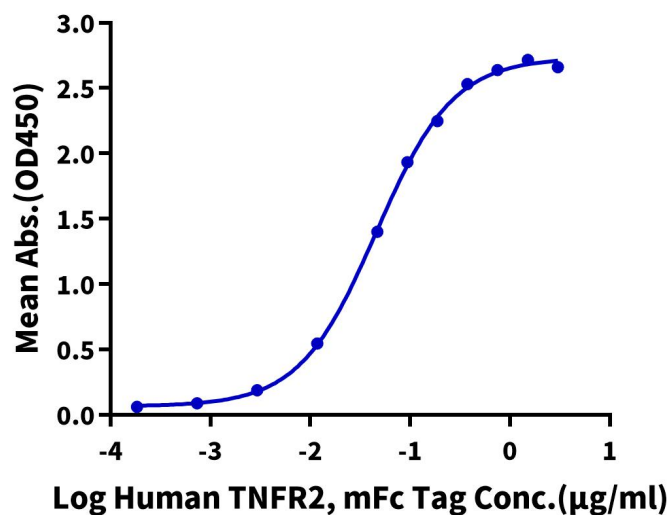


The purity of Human TNFR2 is greater than 95% as determined by SEC-HPLC.

ELISA Data

Human TNFR2, mFc Tag ELISA

0.5µg Human TNF alpha, His Tag Per Well



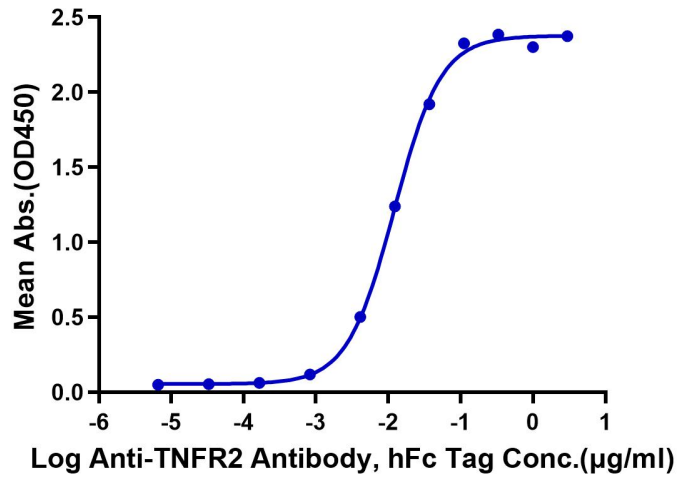
Immobilized Human TNF alpha, His Tag at 5µg/ml (100µl/well) on the plate. Dose response curve for Human TNFR2, mFc Tag with the EC50 of 45.8ng/ml determined by ELISA (QC Test).

ELISA Data

Assay Data

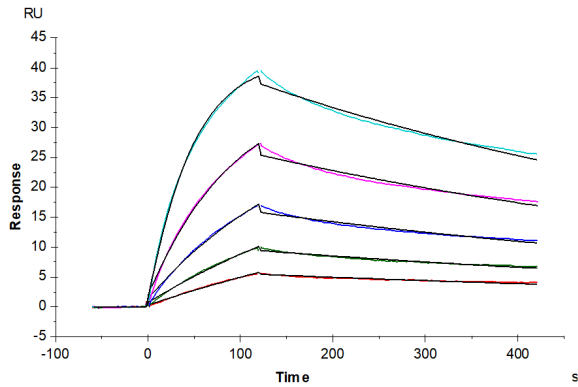
Human TNFR2, mFc Tag ELISA

0.05µg Human TNFR2, mFc Tag Per Well



Immobilized Human TNFR2, mFc Tag at 0.5µg/ml (100µl/Well) on the plate. Dose response curve for Anti-TNFR2 Antibody, hFc Tag with the EC50 of 12.1ng/ml determined by ELISA.

SPR Data



Human TNF alpha, His Tag captured on CM5 Chip via anti-his antibody can bind Human TNFR2, mFc Tag with an affinity constant of 1.62 nM as determined in SPR assay (Biacore T200).